

Multi-Lingual

Unlock Global Potential with Multi-Lingual Feature! CrowdComms multi-lingual platform and multi-lingual live stream production options.

- [Multi-Lingual Platform: Admin Experience](#)
- [Multi-Lingual Platform: User Experience](#)
- [Multi-Lingual: Live Stream Production](#)
- [Multi-Lingual: Registration](#)

Multi-Lingual Platform: Admin Experience

Ready to take your content to the world? Our CMS is currently in English, but with our multi-lingual feature, you can effortlessly add any language you need (*additional cost applies*).

Set up your app in the English CMS, and then enhance it with our multi-lingual feature. Your CMS and Frontend app will be seamlessly duplicated into the language of your choice, opening new doors to global engagement.

Here's what you get:

- **Easy Language Addition:** Simply add your desired languages directly from the CMS.
- **Seamless Updates:** Hard coded messages like 'Collapse Menu' and 'Terms and Conditions' will automatically update in each selected language, thanks to our pre-translated codes.
- **Localized Content:** While platform text will translate into supported languages, please note that emails sent from the platform will remain in English. This includes essential communications like '**verify your email**' and '**reset password**'.

Available languages:

- English
- French
- German
- Dutch
- Polish
- Portuguese
- Spanish
- Russian
- Arabic (Appears left to right for platform users)
- Thai
- Swedish
- Japanese
- Korean
- Simplified Chinese
- Traditional Chinese
- Romanian
- Italian
- Finnish

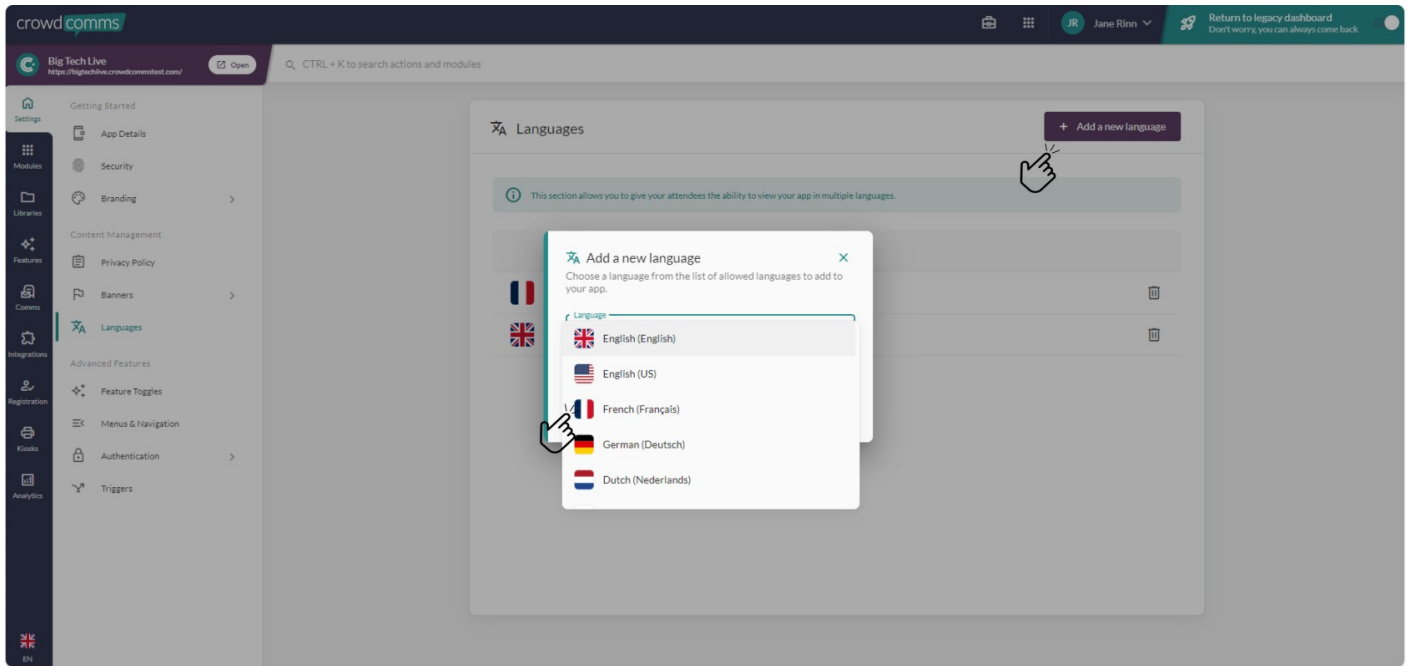
- Czech
- Hungarian
- Turkish
- Bulgarian
- Slovak
- Norwegian

Please note: If you require a language that is not currently supported, discuss options with your account manager. Minimum of six weeks notice is required to add new languages and associated costs apply.

To Duplicate your App in Another Language

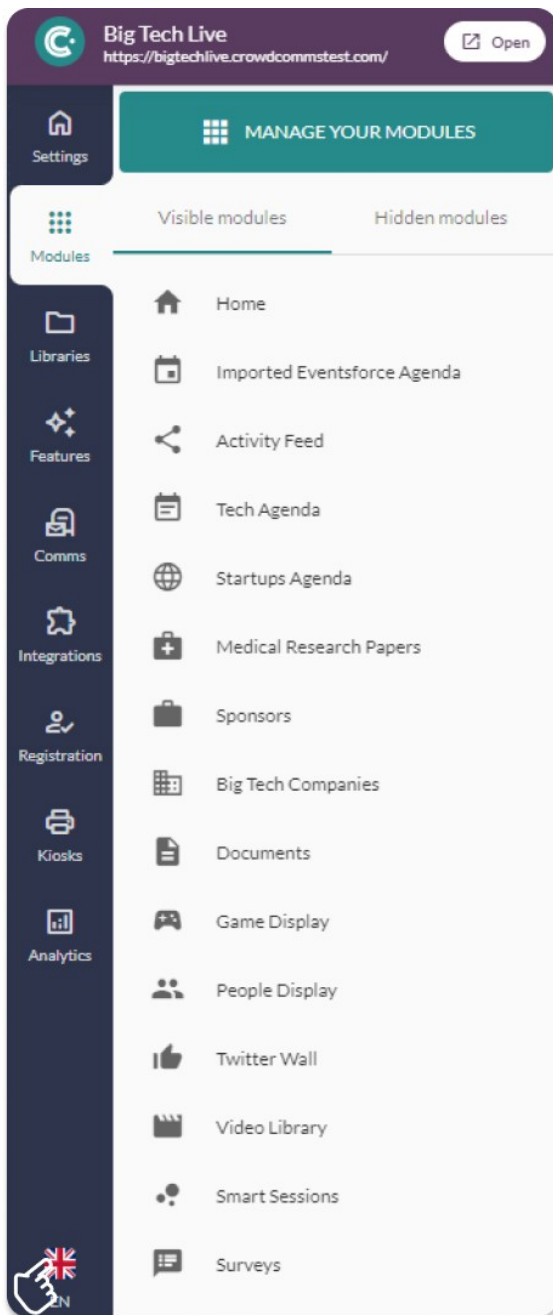
1. Before you begin please ensure you have completed the configuration of your app and all modules you would like to be available in your frontend app.
2. Navigate to the '**Settings**' tab in the left-side menu on your CMS.
3. In the secondary menu select '**Languages**'
4. On the languages page select '**Add New Language**'.
5. From the pop-up window, select your desired language from the drop-down menu.
6. Your new language should now be added to the list on the languages page.
7. The current version of your CMS and Frontend App will now be duplicated into your chosen language profile.

Important to Note: To ensure accuracy, all content must be uploaded in each required language. Automatic translation tools can't match the precision of a human touch, we encourage you to review your content and ensure your message is clear and effective in every language.

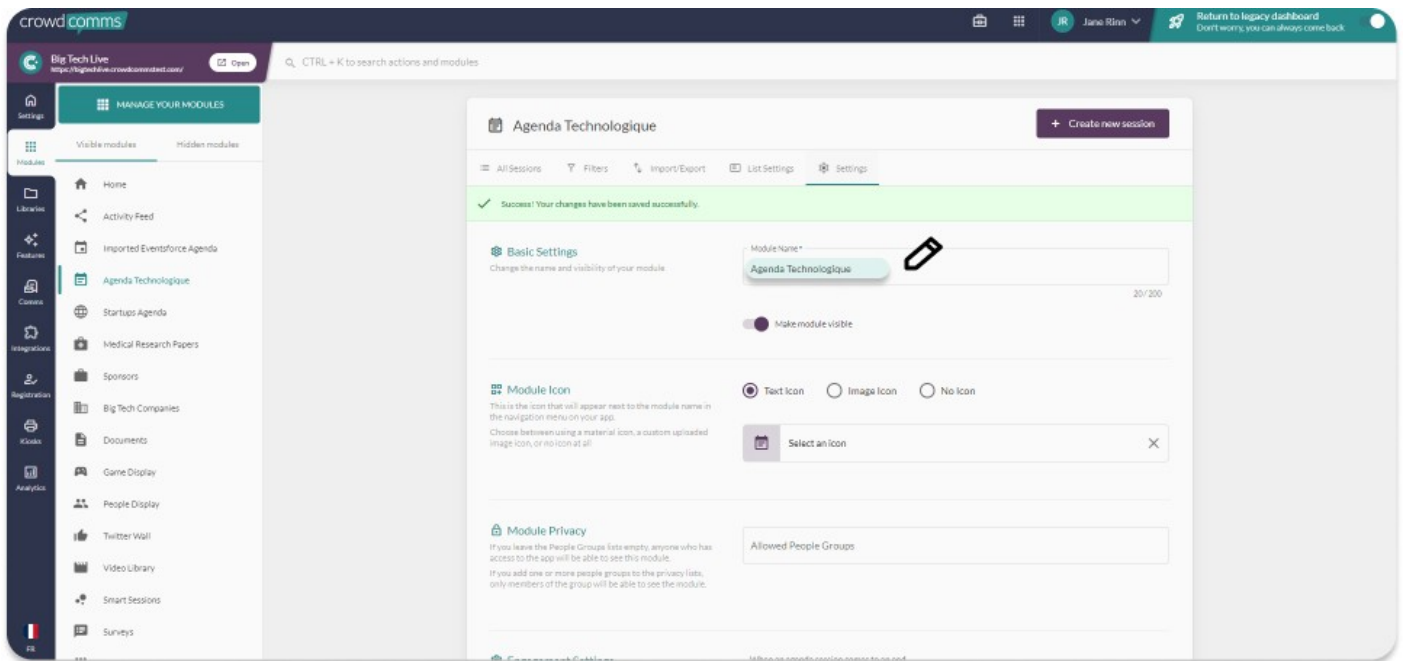


To Uploading Content to another Language App

You can follow the same process as you used for the initial English CMS app creation for each language. To do so switch to your other language options via the button at the bottom left of the CMS menu, selecting which language version you would like to edit:



Now you can edit content for the language you have selected (French Example):




Multi-Lingual Platform: User Experience

Upon their **first login**, users can select from the available languages uploaded by admins. Once they choose their preferred language, all content will be presented in that language (*content uploaded by admins*).

Engage Effortlessly:

- **Localized Content:** Enjoy a fully localized experience with live polling and other engagement features available in the chosen language.
- **Automated Emails:** Please note, automated emails such as 'verify your email' and 'reset password' will remain in English.

Select Language Pop Up:



Example: French Language Selected:



BIENVENUE À NOTRE ÉVÉNEMENT VIRTUEL!

Nous sommes de retour, plus grands que jamais, avec le même esprit énergétique dans un environnement virtuel complet.
Préparez-vous à une immersion numérique avec la diffusion en direct, le contenu à la demande, les sondages en direct et la mise en réseau en temps réel!

[ORDRE DU JOUR](#)[SCÈNE PRINCIPALE](#)[PARTICIPANTS](#)[JEU D'ÉVÉNEMENT](#)[Réduire le menu](#)[Conditions générales](#)

Sponsor

Sponsor

Sponsor

Sponsor

Sponsor

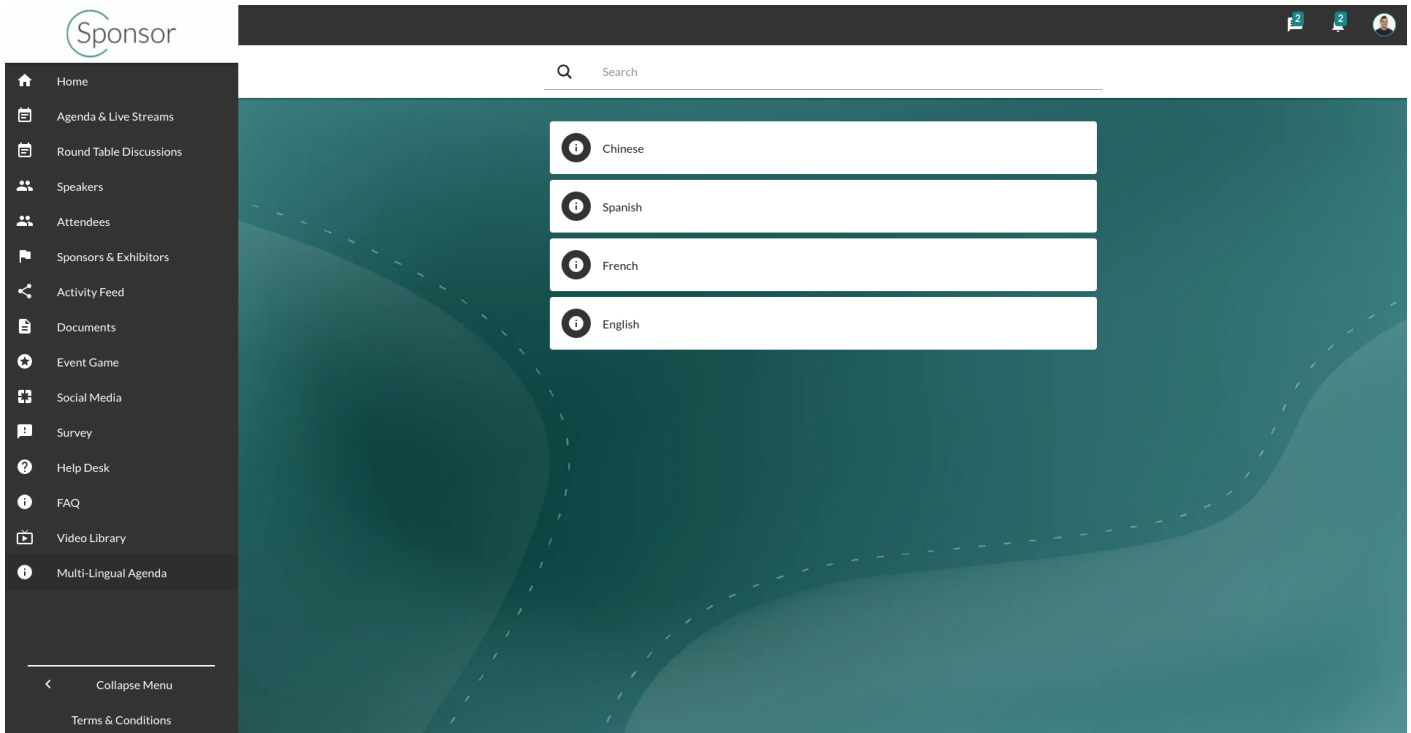
Multi-Lingual: Live Stream Production

Managing a Multi-Lingual Live Stream

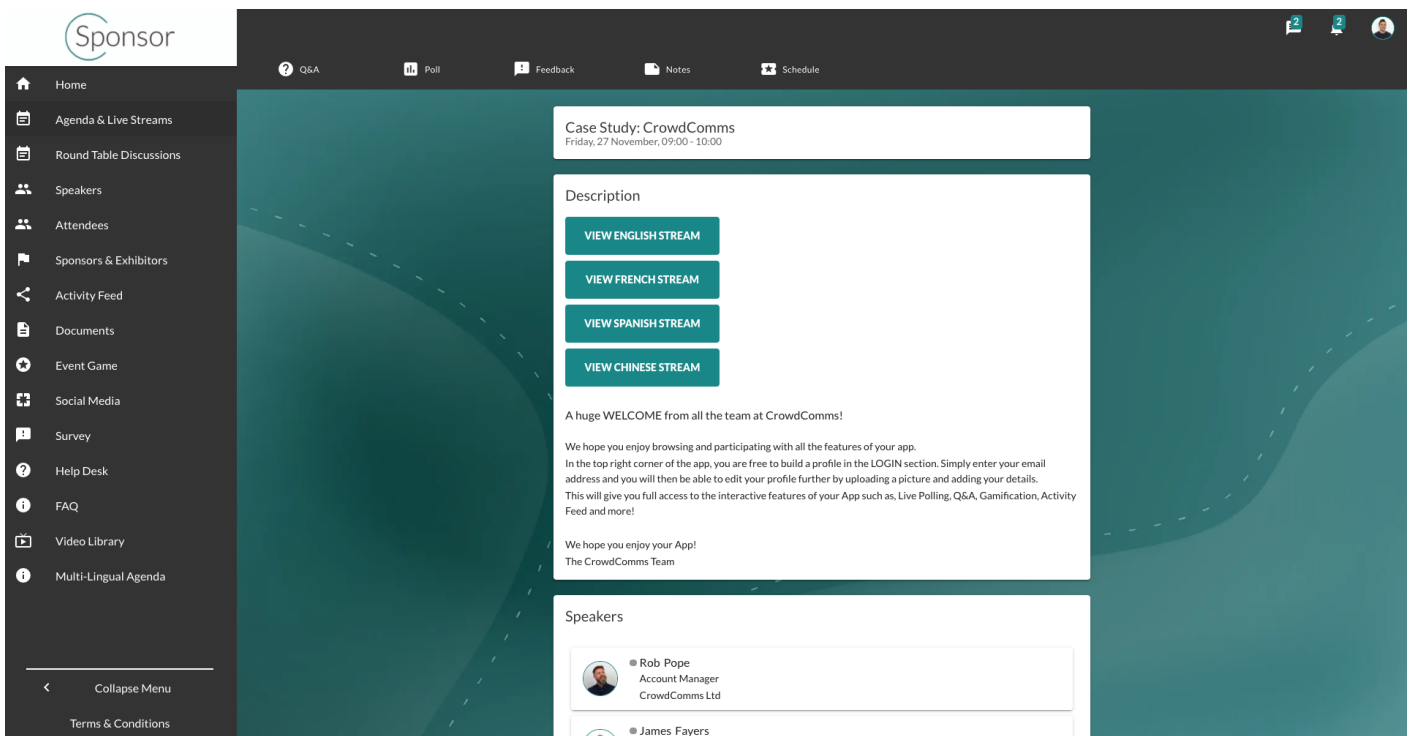
CrowdComms in house production only support English live streams. For multi-lingual stream requirements, we work with production partners who have experience in this field. If you have a preferred production partner who can manage streams in multiple languages, we can work with them to achieve a seamless user experience.

- Users on first access will select their preferred language to navigate the platform - [View Multi-Lingual Platform Overview](#)
- When users select the agenda, they will have the option to choose which language to watch the live stream in, refer to two available options below
- The production company managing the live stream will need to output a different version of the stream in each required language with relevant audio playing
- The CrowdComms platform will automatically create stream keys for each session. Each session including those relating to the different languages will have a unique stream key and stream ID
- The production company will stream the relevant language live stream to the unique stream key and stream ID relating to that language version of the session

Option one: User selects which language version of the agenda they would like to watch the live stream in when clicking into the session



Option two: User selects which language version of the specific session they are in



Stream Keys: Production company will be able to use the unique stream keys generated per session. Allowing the correct language version of the stream to be output onto the correct version of the session

- Settings
- People
- Companies
- Documents
- Live Polls
- Surveys
- Questions & Answers
- Images
- Live Streams
- Analytics
- Native
- Display Screens
- Triggers
- Plugins



Description

B I U G *↶ ↷* **H₁ H₂** **≡ ≡** **x₂ x²** **≡ ≡** **Normal** **Normal** **A** **🌐** Sans Serif **≡ ≡** **I_x** **🔗** **📎** **📧**

Please review the attached document in preparation for this round table discussion covering Topic D.

Once the round table has finished, please complete the session feedback.

[Next Session](#)

Start Date

Date Time
26/11/2020 08:00

End Date

Date Time
26/11/2020 14:00

Stream Key
1b3c1e7c-0d31-5429-c359-f672951ed8a9

Server URL
rtmps://global-live.mux.com/app

Delete

Save

Multi-Lingual: Registration

Multi-Lingual Registration Admin Overview

If the multi-lingual feature has been enabled by an admin, your registration section will be seamlessly duplicated into the languages of your choice.

Please see more info [here](#) on how to set up our multi-lingual feature.

Here's what you get:

- **Seamless Updates:** Hard coded messages on your landing page, for example the 'Days', 'Hours', 'Minutes' in the Count Down Timer will automatically update in each selected language, thanks to our pre-translated codes.
- **Localized Content:** Platform text on you **Registration Form** and **Landing Page** can be translated into supported languages by an admin and saved to the associated language profile.

Please note that emails sent from the registration platform will remain in English. This includes email templates like '**Invitation Email**', '**Confirmation Email**', '**Reminder Email**' **etc.** which are found in the '**Registration Communications**' section under '**Email Templates**'.


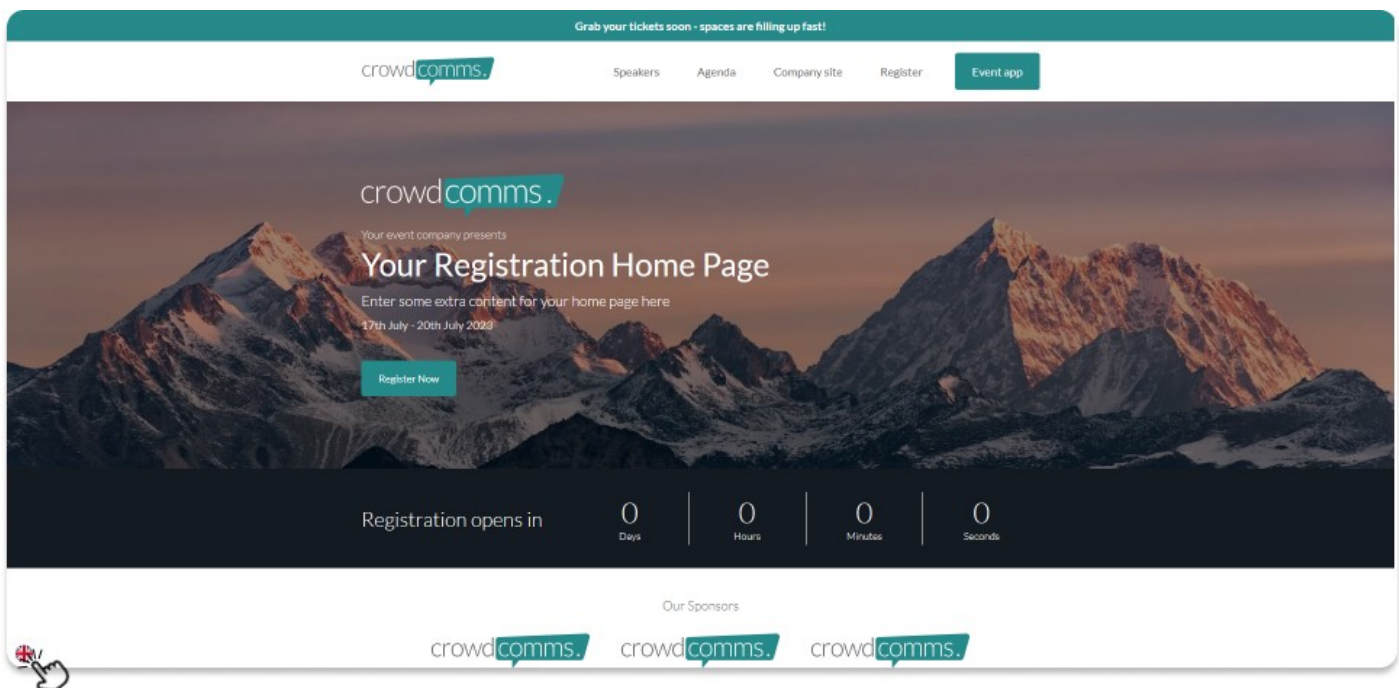
To Duplicate your Registration in Another Language

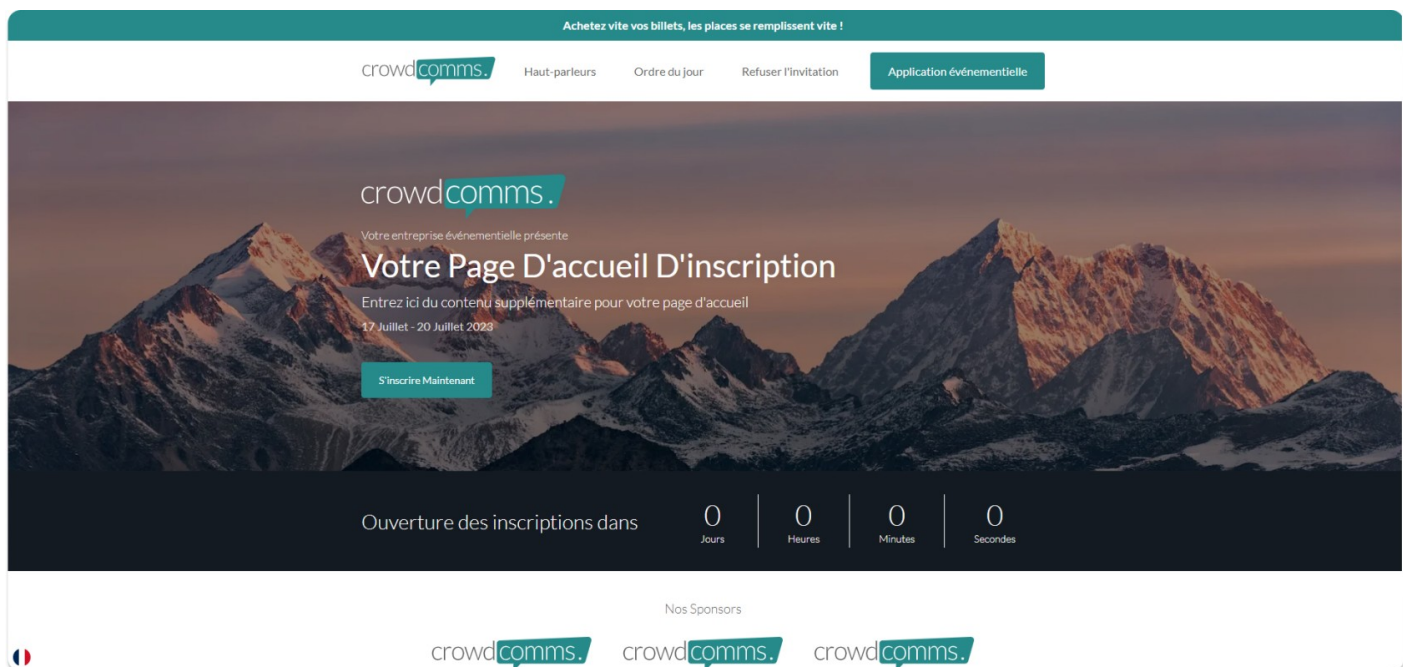
1. Log in to the CMS.
2. Navigate to the left side tool bar and scroll down to the **language icon**, as shown below.
3. Click on the language icon and select the language for which you would like to duplicate your registration, for example French.
4. This will bring you into the 'French' app, from here navigate to the '**Registration tab**' on the left side menu.
5. Within the '**Registration Management**' secondary menu you can bring you edits to your 'French' **Landing Page** and 'French' **Registration Form**.

Multi-Lingual Registration User Overview

Upon their **first access** to the **Landing Page** or **Registration Form**, users can select from the available languages uploaded by admins. Once they choose their preferred language, all content will be presented in that language (*content uploaded by admins*).

Select Language Pop Up:





For more information on how to build out your Registration Form and Registration Landing Page please see [here](#).