

# Activity Feed

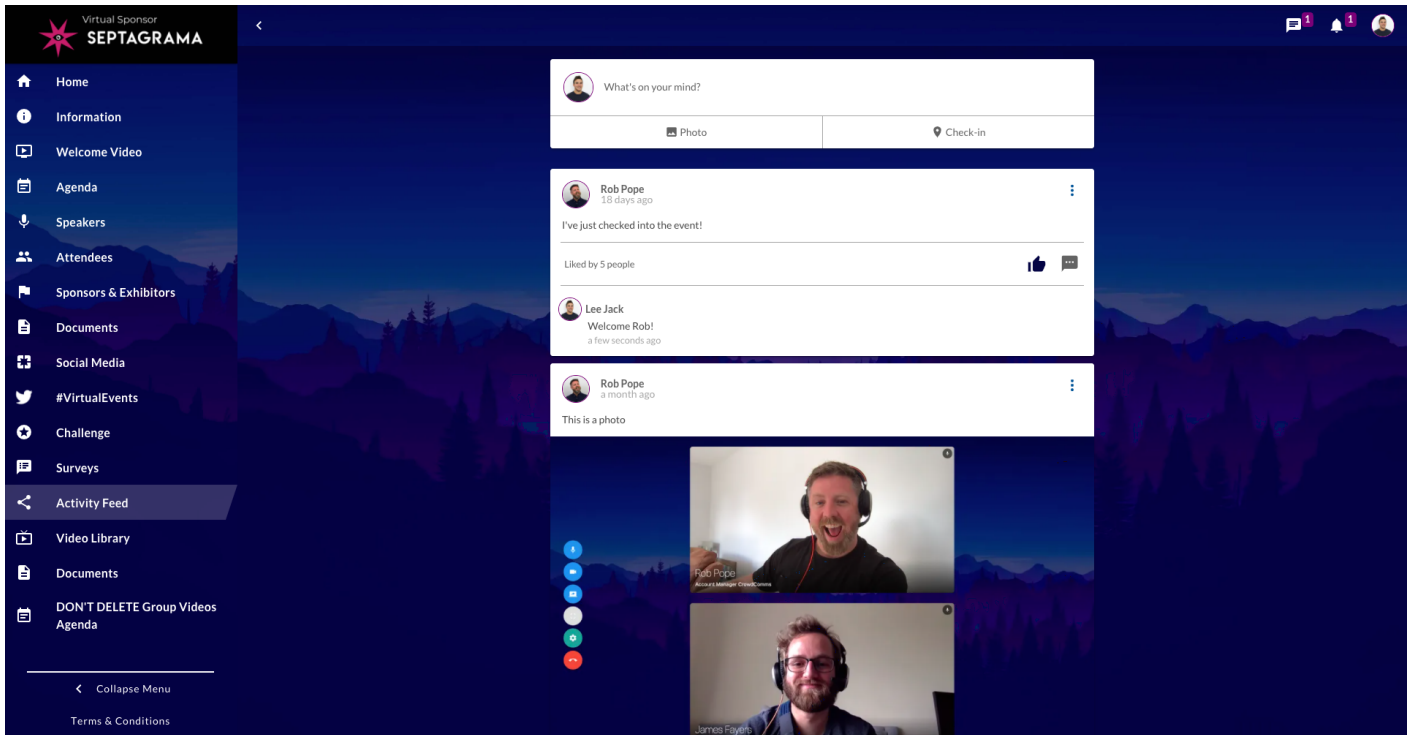
## Overview

The activity feed is an internal social wall where users can **share photos, videos, and comments**. Users can scroll through the feed, **like**, and comment on existing posts, as well as **reply to comments**.

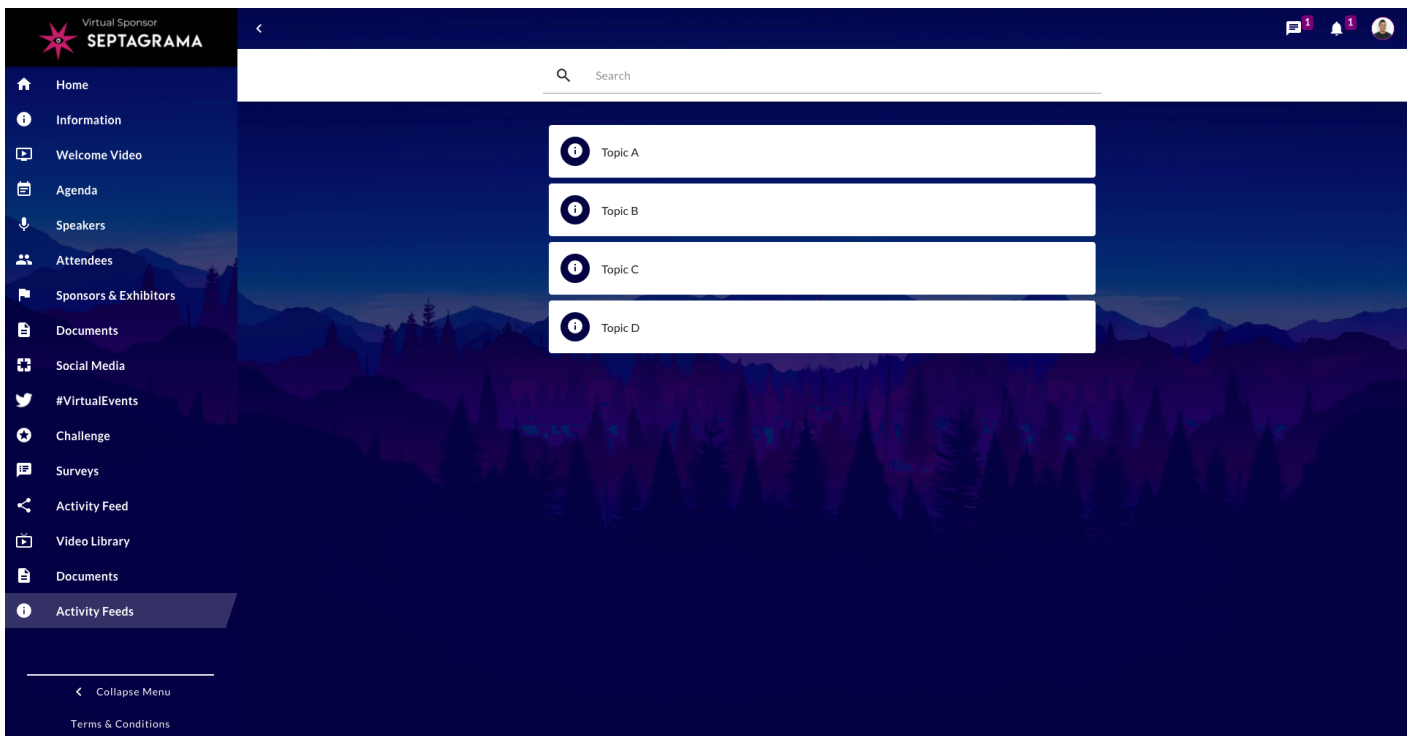
This feature is ideal for internal events where sharing on public social media is not an option. Administrators have **moderation capabilities** to ensure content quality and appropriateness.

You can create **multiple activity feeds** for different topics and control which groups can access specific feeds via the left-hand navigation menu, providing a tailored and organized user experience.

**Example activity feed:**



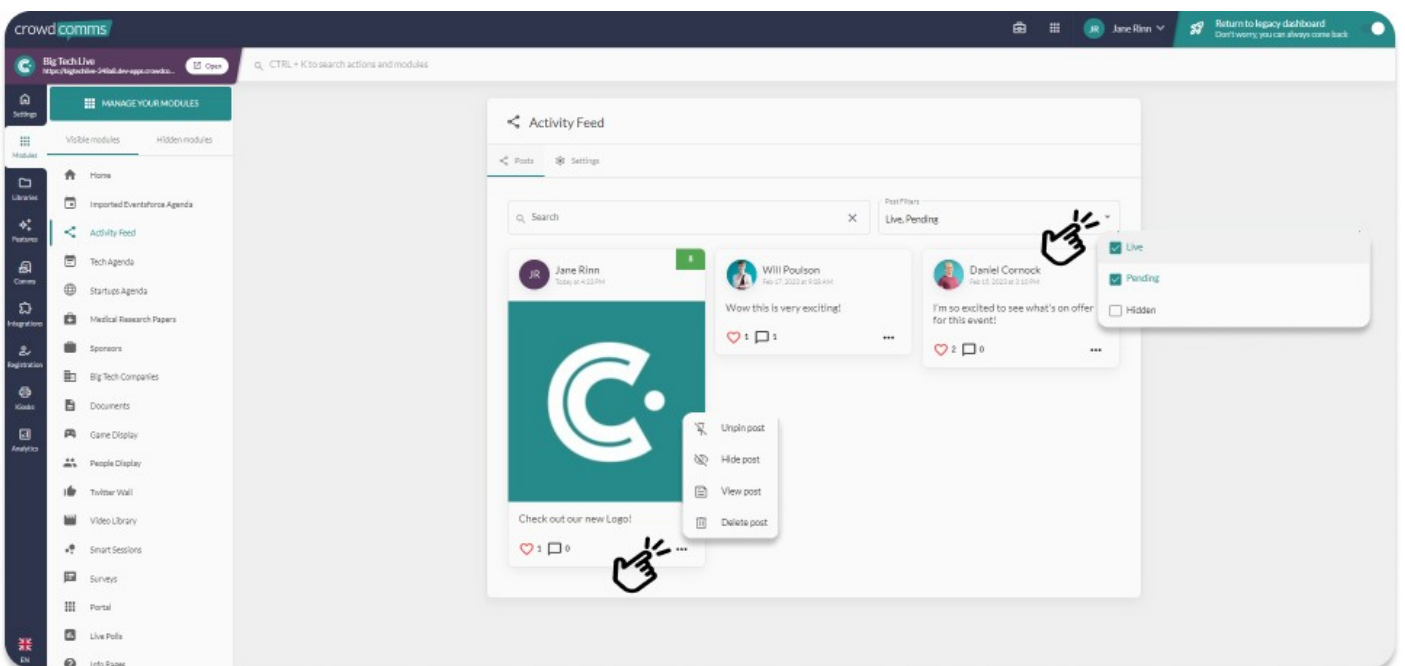
Info page to link through to various activity feeds setup for topics:



# Moderation Overview

- Moderation via the CMS provides administrators and designated moderators with robust tools to manage and curate the activity feed wall effectively.

- To manage the activity feed, navigate to **Modules** and select the **Activity Feed** module (ensure this module is created first; refer to the earlier instructions for setup).
- In the **Settings** tab Moderators can customize the title and icon of the activity feed to match the community or event context, and this title can be edited at any time.
- The activity feed module visibility can also be toggled on/off at anytime or can be customized to only be visible for specific groups.
- Within the same tab you'll find two toggles to enable or disable moderation for posts and comments.
- Within the **Client Moderation** section on this tab, you can assign individuals or groups as moderators. These moderators will have the capability to moderate posts and comments directly from the front-end application, including options to delete or hide posts.
- CMS moderators can control the ability for front-end users to add new posts to the wall by toggling the relevant setting. When enabled, users will be able to post to the wall.
- To view and manage existing posts in the CMS, select the **Posts** tab. Here, moderators can pin posts and arrange them in a flexible order based on when the pinning action occurred.
- Additionally, front-end moderators can pin posts directly within the feed. Pinned posts will be displayed chronologically, based on the time they were pinned, ensuring a logical and organized presentation.



Revision #4

Created 8 March 2024 16:05:17 by James

Updated 30 May 2024 15:54:19