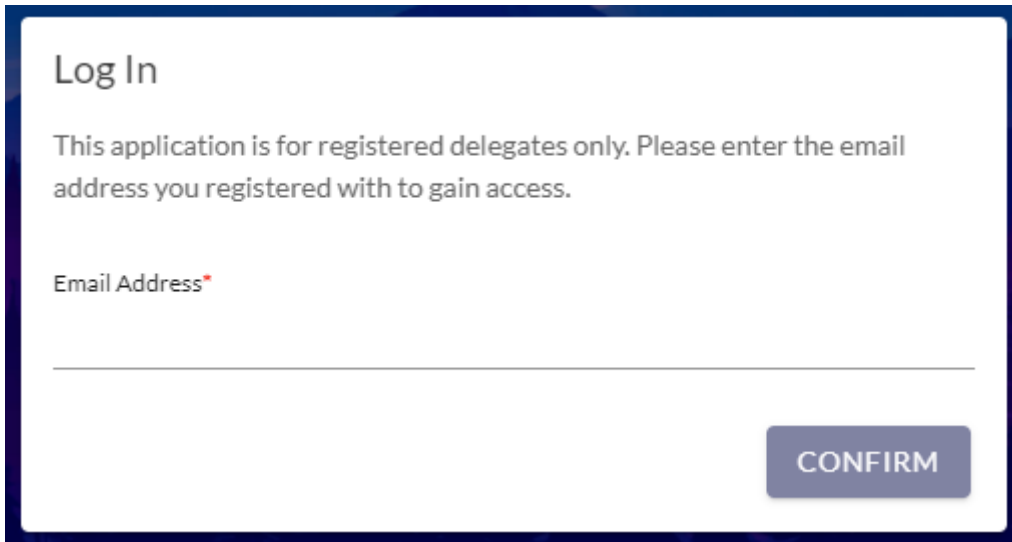


Email & Password Login

How to Log In

Step 1: Enter your email address

A screenshot of a web form titled "Log In". The form has a white background with a dark blue border. It contains the following elements: a title "Log In", a message "This application is for registered delegates only. Please enter the email address you registered with to gain access.", a label "Email Address" with a red asterisk, a text input field, and a blue "CONFIRM" button.

Log In

This application is for registered delegates only. Please enter the email address you registered with to gain access.

Email Address*

CONFIRM

N.B If this is your first time using our platform to access an event, then upon your first login you will then be presented with a mini reg form after entering your email

Step 2: Fill out your details and create a password

Register

Email Address*

First Name*

Last Name*

Set your password

Your password must be 8 characters or more and contain at least 1 upper case, 1 lower case, 1 numeric, and 1 special character

Password*



Confirm Password*

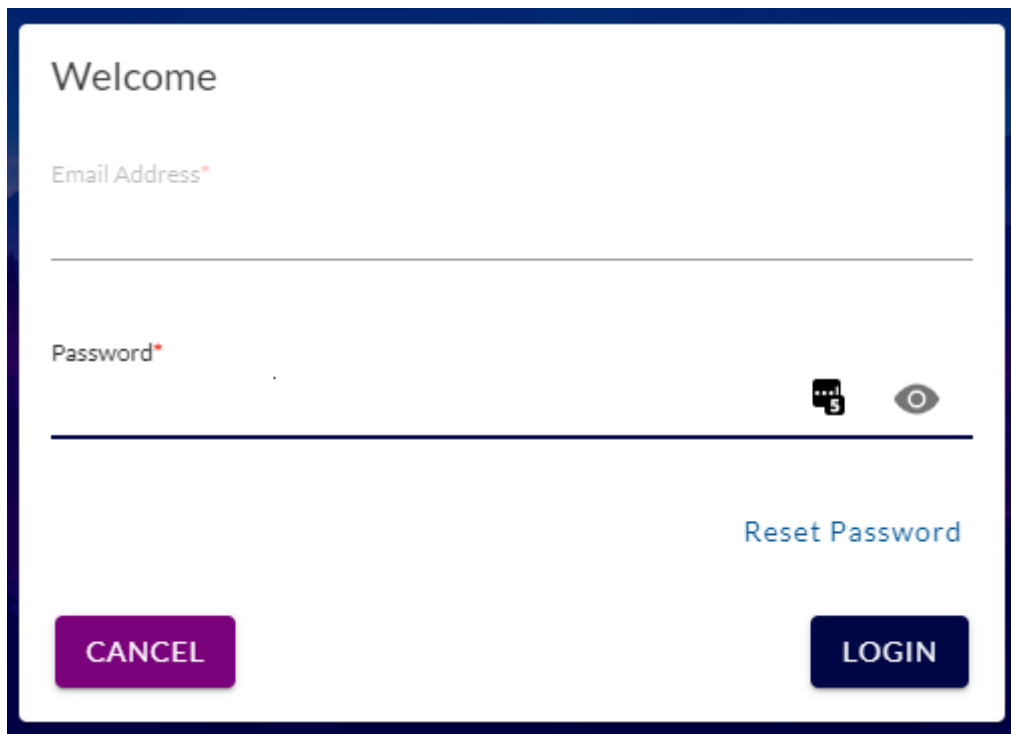


CANCEL

REGISTER

Once you have set your password you will be logged in. Then for each subsequent login you will be taken straight to step 3



Step 3: Enter your password

A login form with a dark blue border. At the top left is the text 'Welcome'. Below it is a label 'Email Address*' followed by a text input field. Further down is a label 'Password*' followed by a text input field. To the right of the password field are two icons: a small black square with a white 'S' and an eye icon. Below the password field is a blue link 'Reset Password'. At the bottom left is a red button labeled 'CANCEL', and at the bottom right is a dark blue button labeled 'LOGIN'.

Welcome

Email Address*

Password*

[Reset Password](#)

CANCEL **LOGIN**

You will then be logged into the platform.

N.B If at any point you forget your password, you can select the 'reset password' option which will send a link to your registered email address, allowing you to reset.

Revision #2

Created 13 July 2021 17:26:54

Updated 19 August 2021 16:26:36