

# Company Profiles: Video Tutorial

The new company profiles ensures any companies sponsoring or exhibiting can showcase their branding, highlight who they are; what they have to offer and why people should take note. In platform functionality makes it quick and easy for platform users to contact experts linked to the companies through chat, email, phone and video call.

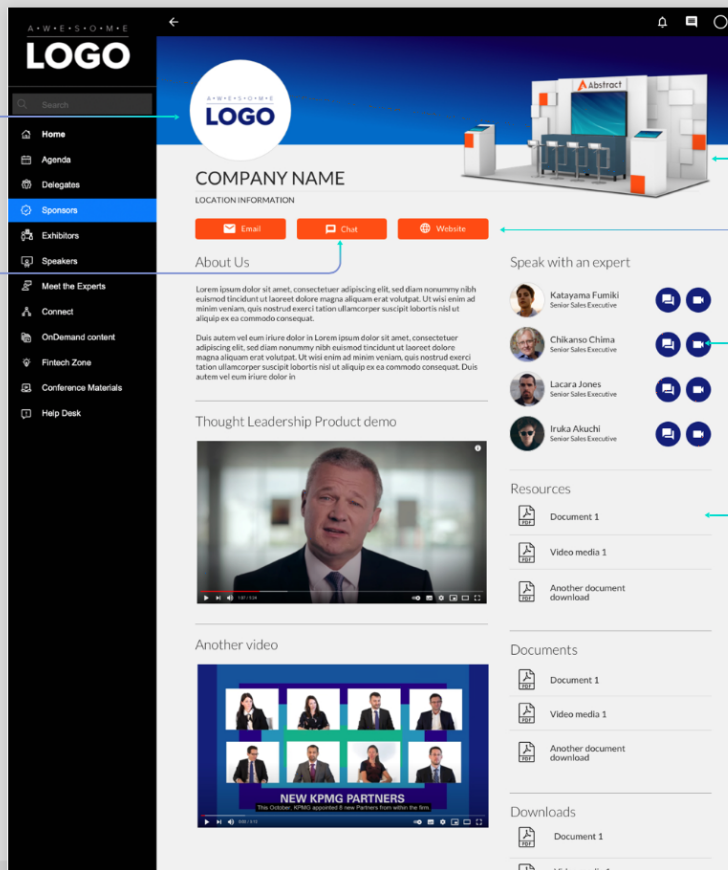
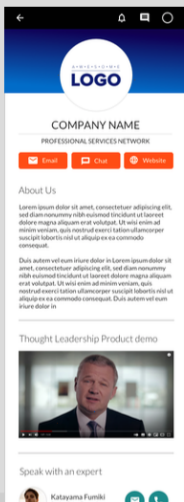
The flexible CrowdComms platform allows you to rename any module including these new company profiles to repurpose for other uses including showcasing internal products or highlighting content where you wish to show several images along with different types of content in a format that is optimised across devices.

- [View example company profile](#) (Screenshots below)
- Attached in the left hand menu you will find:
  - CC-Sponsorship 21.pdf highlights sponsor and exhibitor exposure
  - Company-Booths-Specifications.pdf providing a detailed breakdown of the new company profiles. An image of this pdf is included below

crowdcomms.  
COMPANY BOOTHS

**COMPANY LOGO:**  
400X400PX  
Logos will be displayed in a circle and cropped to the correct size for presentation

**LEAD COMPANY REP:**  
The CrowdComms Dashboard will allow you to assign a lead company contact to deal with chat and video messages on the company's behalf.



**BANNER IMG:** 1600X200PX  
The CrowdComms Dashboard will include an image cropper at the correct dimensions

**BOOTH IMG:** 540X265PX  
We recommend a transparent PNG image of your event booth for this area for maximum impact, however the Dashboard will accommodate any image in this area

**PRIMARY CONTACT BUTTONS:**  
Company-specific colours will be set in the dashboard using a hex colour value e.g #333333

**SECONDARY BUTTONS:**  
Company-specific colours will be set in the dashboard using a hex colour value e.g #333333

**CONTENT AREAS:**  
Content blocks will be controlled via the dashboard and will display with a set icon per file type

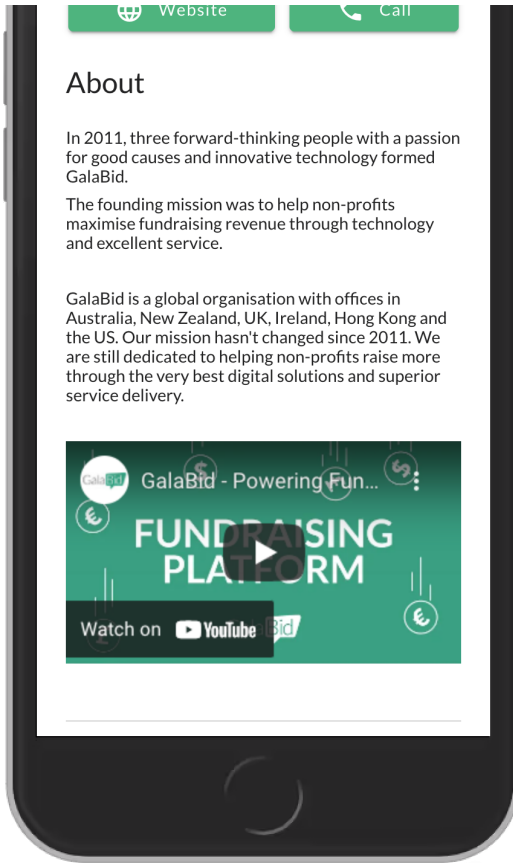
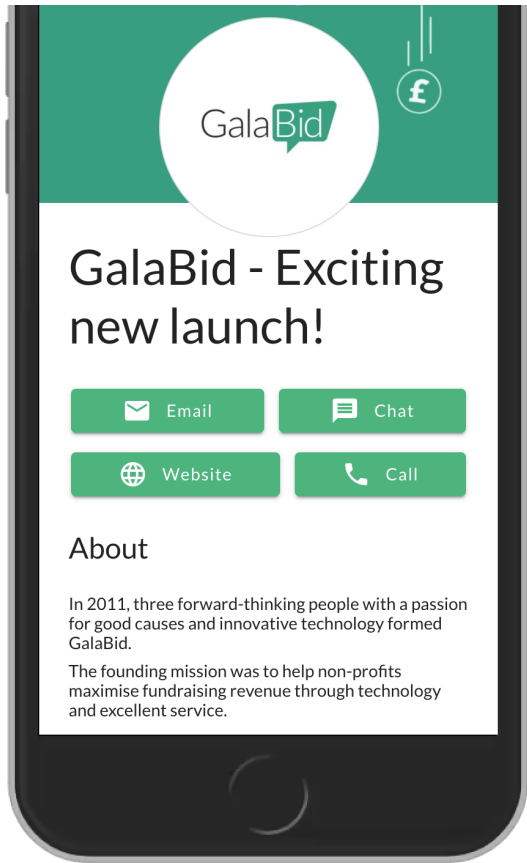
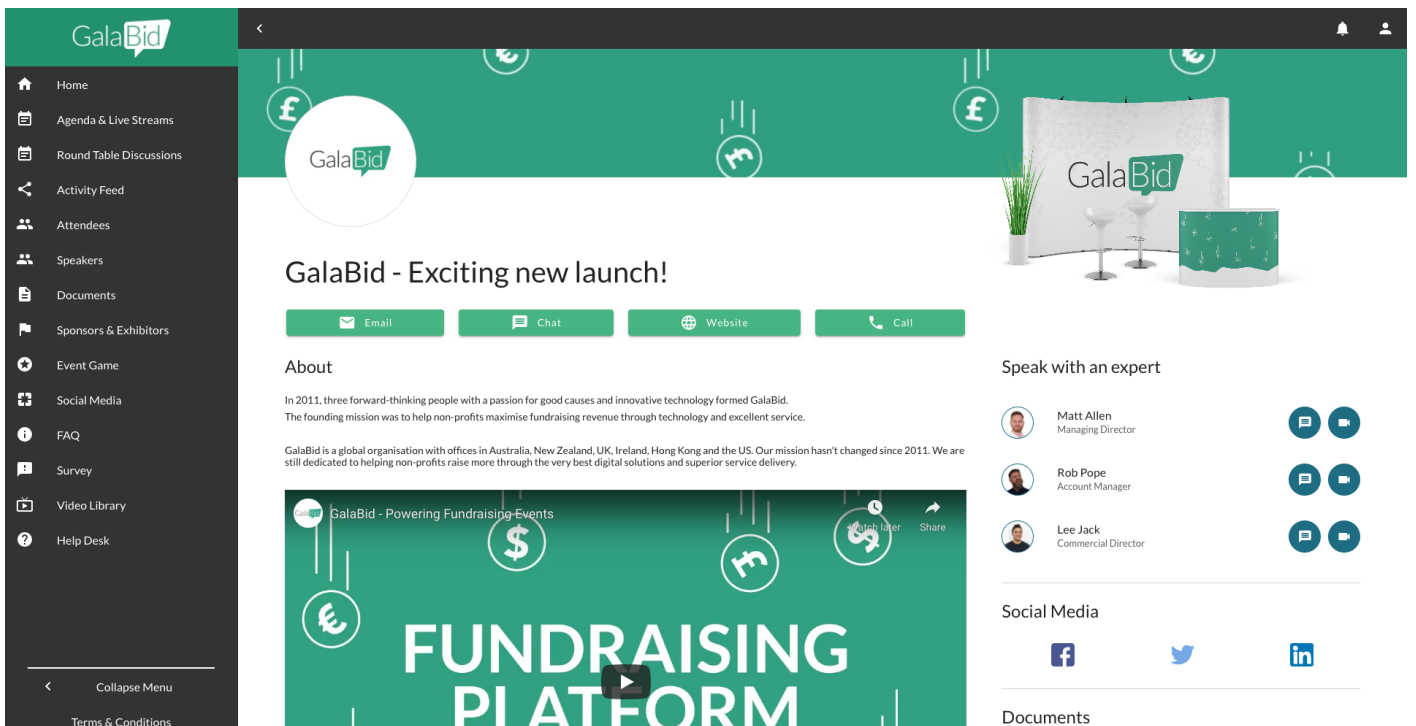


image not found or type unknown



GalaBid

Home

Agenda & Live Streams

Round Table Discussions

Activity Feed

Attendees

Speakers

Documents

Sponsors & Exhibitors

Event Game

Social Media

FAQ

Survey

Video Library

Help Desk

<

Collapse Menu

Terms & Conditions

<

PLATFORM

GalaBid

Watch on YouTube

Pronto! Badge Kiosks

Our registration and self-printing name badge kiosks will impress your attendees with a lightning fast and easy to use badging solution. The solution allows them to pre-register before the event and print their own event badges when they arrive.

CrowdComms - Pronto! Name Badge Self-Printing Kiosks

Name Badge Self-Printing Kiosks

crowdcomms.

Watch later

Share

PRINT YOUR BADGE HERE

Documents

CrowdComms Virtual Platform Overview.pdf

CrowdComms Sponsorship.pdf

Resources

CrowdComms Event Technology .pdf

Groups

Headline Sponsors

Sponsors

### Revision #3

Created 2 June 2024 10:22:53 by Lee Jack

Updated 5 June 2024 15:44:40 by Lee Jack