

Introduction to the integration options: Video Tutorial

Registration Platforms with existing API Integration

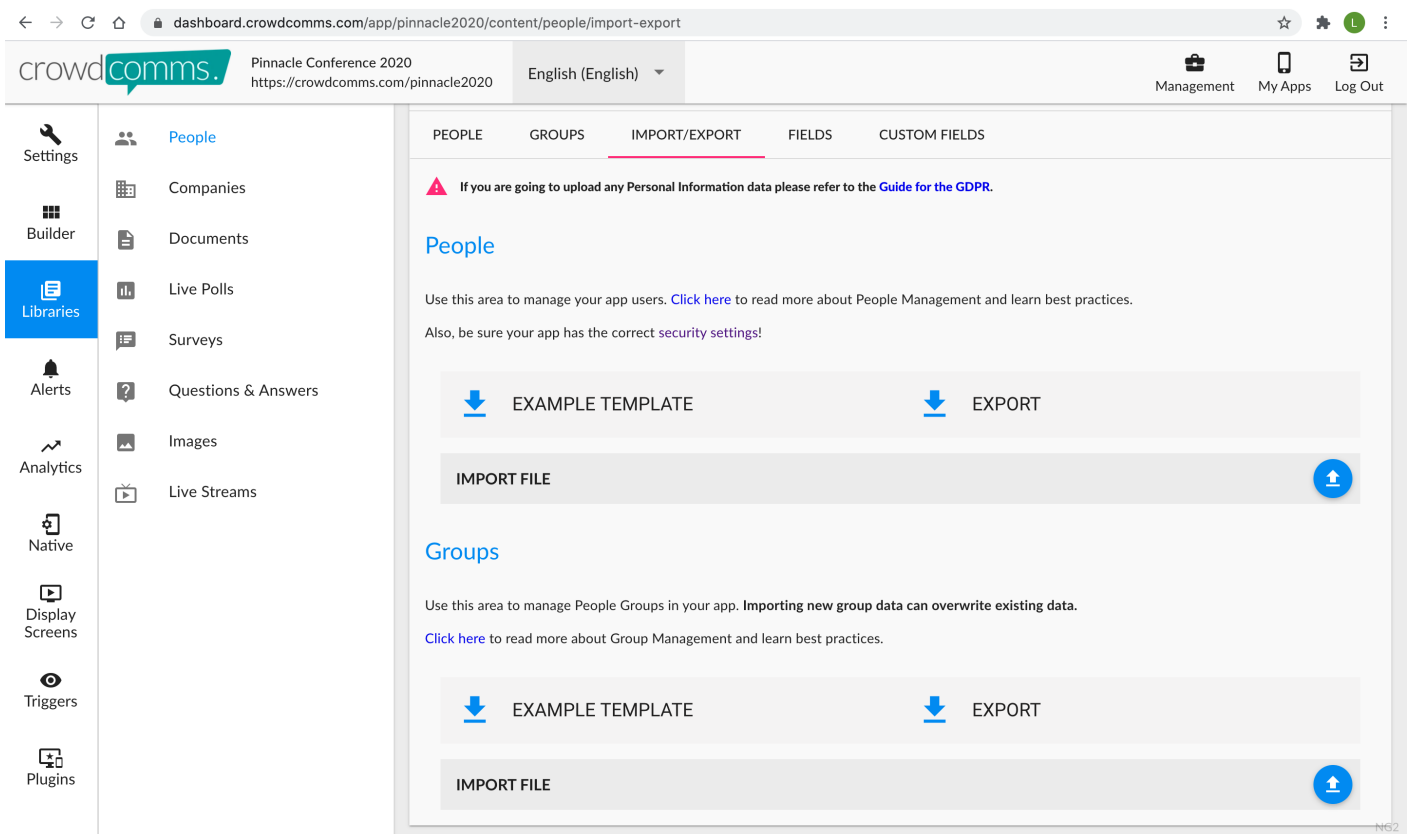
Each come with a step by step guide in this chapter. If you need further support please contact live chat or your dedicated Project Manager.

- Aventri
- Cvent
- Eventboost
- Eventbrite
- Eventsforce
- idloom
- Typeform

Export & Import

Simply export your registrant list from your registration platform and import list into the CrowdComms Platform

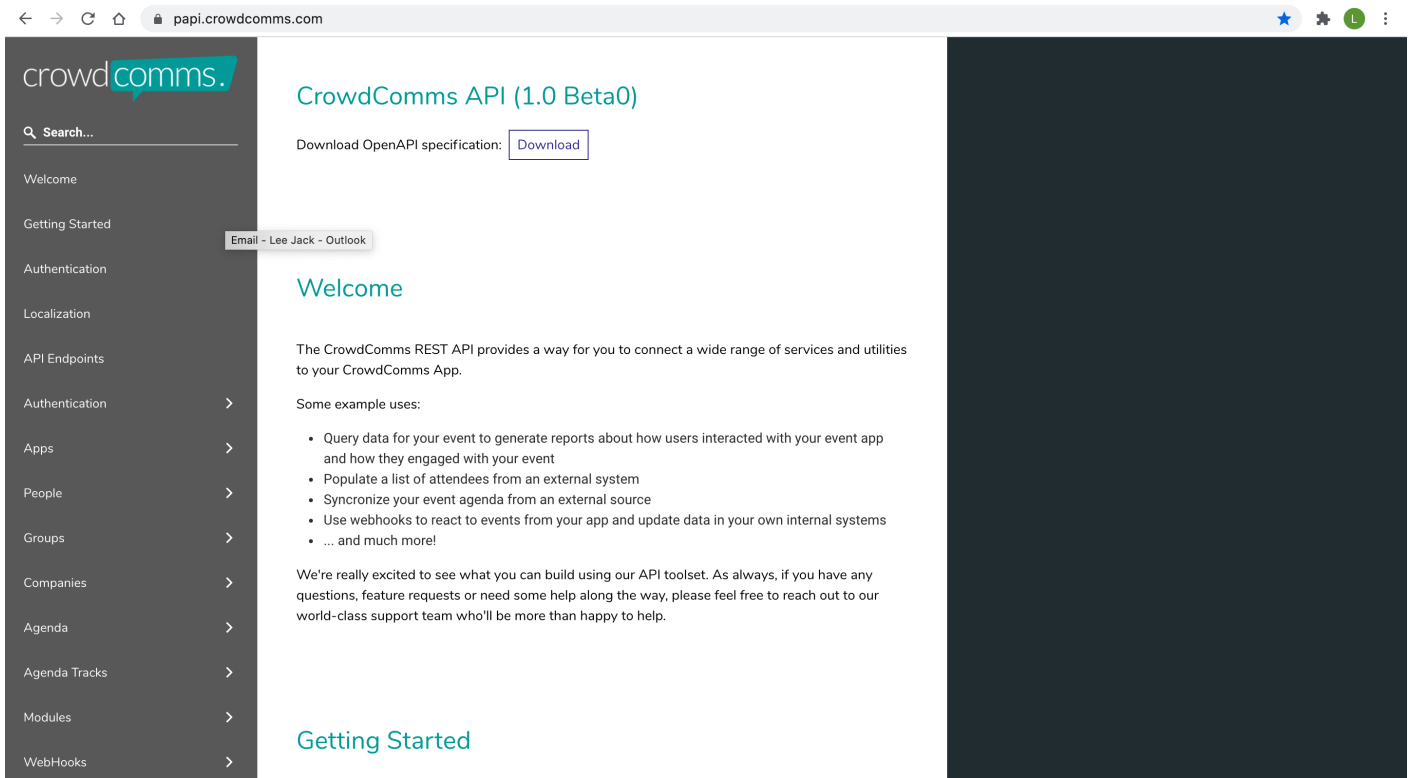
- Instantly available and included within standard platform package
- Go to your registration platform and export your registrant list
- Go to the CrowdComms dashboard (CMS) and go to the people section
- Export the people template from the CrowdComms dashboard
- Match up your export from the registrant platform with the provided template leaving the A column blank
- Import the updated template into the CMS and this will pull through your registrant list into the CrowdComms platform
- The people imported will now have access to the CMS and appear within the attendee list providing you've created an attendee module to be visible on the front end
- You can repeat this process as many times as required by exporting the latest excel from the CrowdComms dashboard, adding your recent registrants and reimporting



Create an API integration with the CrowdComms Event Platform

- Setup API Integration using our public api - <https://papi.crowdcomms.com/>

- This will require development work from the registration platform. All the details are outlined on the Public API including end points and how to create the required integrations



Use Zapier to build integrations with supported apps

- Zapier is a platform that facilitates integrations between supported apps - [View supported apps here](#)
 - **Important:** In order to use the Zapier integration, your third party solution or internal solution must be supported on Zapier.
- There are costs from Zapier relevant to the data transferred - [Zapier Pricing](#)
- The CrowdComms platform can be integrated to third party apps using Zapier. CrowdComms maintain a platform that is compatible with Zapier, however the setup and implementation of a Zapier integration is not a service CrowdComms offer and therefore is managed by the CrowdComms customer.

Steps to setup Zapier integration:

- Login to your Zapier account
- Use this [link](#) to access CrowdComms on Zapier
- From here, you will be able to integrate CrowdComms with the other supported app including the automatic transfer of people profiles, custom fields and groups.

Note: CrowdComms provide an in platform registration offering, along with integrations with a number of leading registration providers. Zapier is an option for customers to self manage integrations with their preferred platforms where an integration does not currently exist and import

/ export is not suitable.

← → ↺ 🏠

zapier.com/apps

☆ ⚙️ 👤 ⋮

zapier

Why Zapier? ▾ Explore ▾ Resources ▾ Teams & Companies ▾ Pricing

🔍 Log in

Sign up

Sort Apps By

Most Popular

Premium

Beta

Recently Added

Expand all

App Categories

▾ App Families

▾ Business Intelligence

▾ Commerce

▾ Communication

▾ Content & Files


▾ Human Resources

▾ Internet of Things

▾ IT Operations


🔍 Search by App

1 - 10 of 2,000+ apps by most popular




Google Sheets

Create, edit, and share spreadsheets wherever you are with Google Sheets, and get automated insights from your data.




Gmail

One of the most popular email services, Gmail keeps track of all your emails with threaded conversations, tags, and Google-powered search...




Slack

Slack is a platform for team communication: everything in one place, instantly searchable, available wherever you go. Offering instant...




Google Calendar

Google Calendar lets you organize your schedule and share events with co-workers and friends. With Google's free online calendar, it's easy to...




Twitter

Twitter is the social network that shows what's happening around the world in real time. Share your ideas in Tweets, follow hashtags to keep u...




Trello

Trello is a team collaboration tool that lets you organize anything and everything to keep your projects on task.



Facebook Lead Ads

Facebook lead ads make signing up for business information easy for people and more valuable for businesses. The Facebook lead ad app is...



Google Drive

Google Drive is Google's file sync app that lets you store all of your files online alongside your Google Docs documents, and keep them sync...

Custom Integration

In order to investigate any custom integration, please send the below information for the required platform integration.

- Public API for the third party software
- Details of exactly what is required from the API integration i.e. what data will need to be transferred
- Details of any existing integrations and how these have been set up in the past

Please note custom integrations are not always possible and the above information will be required to explore feasibility, costs and timelines. Custom integrations will be considered and if appropriate scheduled taking into consideration existing development commitments. Any custom integration can take significant time and requires extensive testing in order to implement.

Revision #9

Created 3 June 2024 08:05:09 by Lee Jack

Updated 5 June 2024 15:40:50 by Lee Jack